

Englishtotem

Educación infantil, 1º primaria.

“Big eater”



Englishtotem

Storytelling-Theatre.

“Big eater”.



SYNOPSIS:

One Sunday morning the warm sun came up and – pop! – out of the egg came a tiny and very hungry caterpillar, the book follows the ravenous caterpillar’s path as he eats his way through one apple on Monday, two pears on Tuesday, three plums on Wednesday, and so on, through cherry pie and sausage, until he is very fat and has a stomachache, after building his own cocoon he becomes a beautiful butterfly.

. VOCABULARY

Please try and work with the children so that they understand the following vocabulary beforehand.




Nouns	Food and fruit	Adjectives and colors	Verbs
Leaf	Apple	Little	To Be
Egg	Pear	Warm	To Have
Caterpillar	Plum	Tiny/small	To Sing
Butterfly	Strawberry	Hungry	To Play
Light	Orange	Nice	To Dance
Moon	Banana	Big	To See
Sun	Cherry	Fat	To Lay
House	Chocolate	Green	There is/ are
Cocoon	Cake	Red	To come
Hole	Ice-cream	Blue	To start
Stomach	Lollipop	Yellow	To Eat
Ache	Sausage	Pink	To Feel
Numbers 1-10	Cupcake	Small	To Stay
Days of the week	Cheese	Beautiful	To Push

. EDUCATIONAL CONTENT.

Educational:

Teaches infants things like: sequencing, counting, fruits, food, animals, the alphabet numbers, colors, adjectives and verbs



Prior Knowledge:

Ask students if they know the popular tale, if not tell them the story, they will love it!! Ask the students what they like to eat and what do not. Tell them about different cycles in life and how everybody and everything change with the time. This story is about transformation, how important it is and how important is to get used to new situations.

. ACTIVITIES.

THE STORY

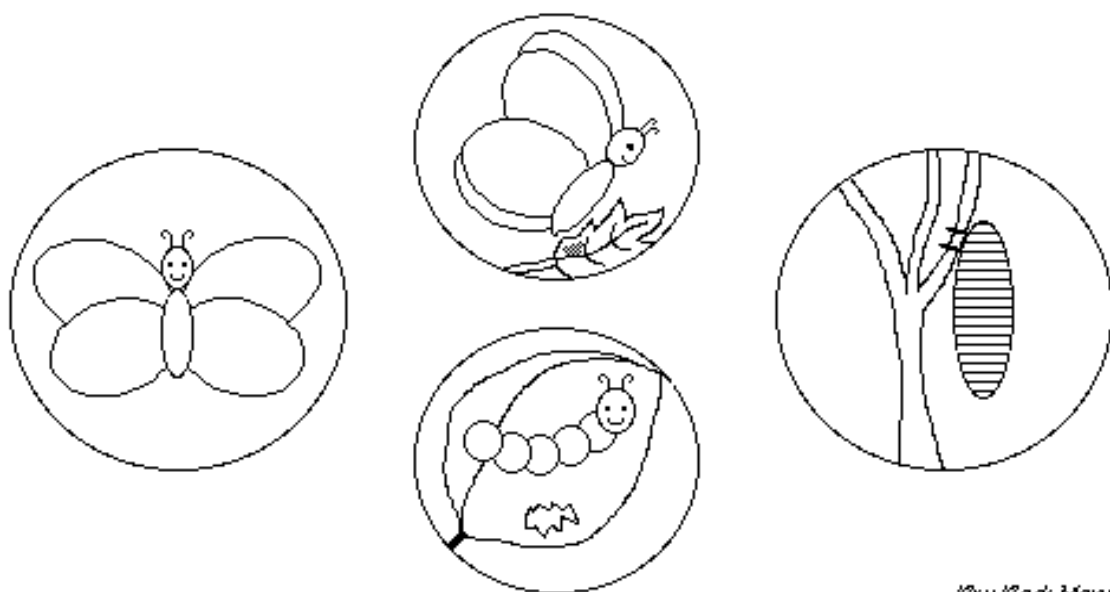



- 1- In the light of the moon a little egg lay on a leaf.
- 2- One Sunday morning the warm sun came up and **-POP!** out of the egg came a tiny and very hungry caterpillar.
- 3- He started to look for some food. On Monday he ate through one apple. But he was still hungry.
- 4- On Tuesday he ate through two pears, but he was still hungry.
- 5- On Wednesday he ate through three plums, but he was still hungry.
- 6- On Thursday he ate through four strawberries, but he was still hungry.
- 7- On Friday he ate through five oranges, but he was still hungry.
- 8- On Saturday he ate through one piece of chocolate cake, one ice-cream cone, one pickle, one slice of Swiss cheese, one slice of salami, one lollipop, one piece of cherry pie, one sausage, one cupcake, and one slice of watermelon. That night he had a stomach-ache!
- 9- The next day was Sunday again. The caterpillar ate through one nice green leaf and after that he felt much better.
- 10- Now he wasn't hungry any more - and he wasn't a little caterpillar any more. He was a **big, fat caterpillar**.
- 11- He built a small house, called a cocoon, around himself. He stayed inside for more than two weeks. Then he nibbled a hole in the cocoon, pushed his way out and...
- 12- He was a **beautiful butterfly!**

Butterflies!

Cut out the butterfly circles below and glue them in the correct places on the large butterfly.



Look for all the butterfly's life stages where you live.



BryBack Manor 1997

. ACTIVITIES.


-Cut out and play:



. ACTIVITIES.



. Colour, cut and play!!



. ACTIVITIES.

THE VERY HUNGRY CATERPILLAR



What did the caterpillar eat first?

1. A pear
2. An apple
3. A cupcake
4. A leaf

What did the caterpillar eat last?

1. A piece of pie
2. An orange
3. A leaf
4. Three plums

How long did the caterpillar stay in the cocoon?

1. One day
2. Two days
3. More than two weeks
4. About a month

Where did the egg start out?

1. On the ground
2. On a leaf
3. In a tree
4. By the edge of a lake

How did the caterpillar feel after eating a lot?

1. Sad
2. Happy
3. Sick
4. Tired



Use a word from the box below to complete the sentences:

big	ate	sun	egg	pop
pie	one	two	out	fat

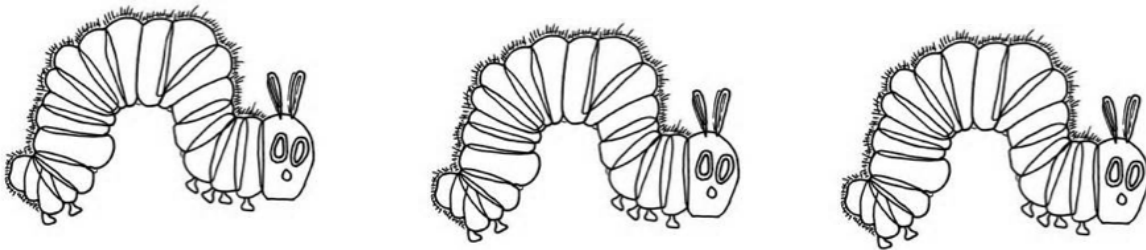
1. The little _____ lay on a leaf.
2. The caterpillar _____ four strawberries.
3. The _____ shone on the little caterpillar.
4. The caterpillar ate just _____ apple.
5. The caterpillar ate _____ pears.
6. The caterpillar ate a piece of cherry _____.
7. The caterpillar ate so much food that he grew really _____ and _____.
8. The caterpillar got so big that he was about to _____.
9. A beautiful butterfly came _____ of the cocoon.



. ACTIVITIES.

. How many..? Count and colour!!

How many.. caterpillars?



How many.. butterflies?



How many..apples?

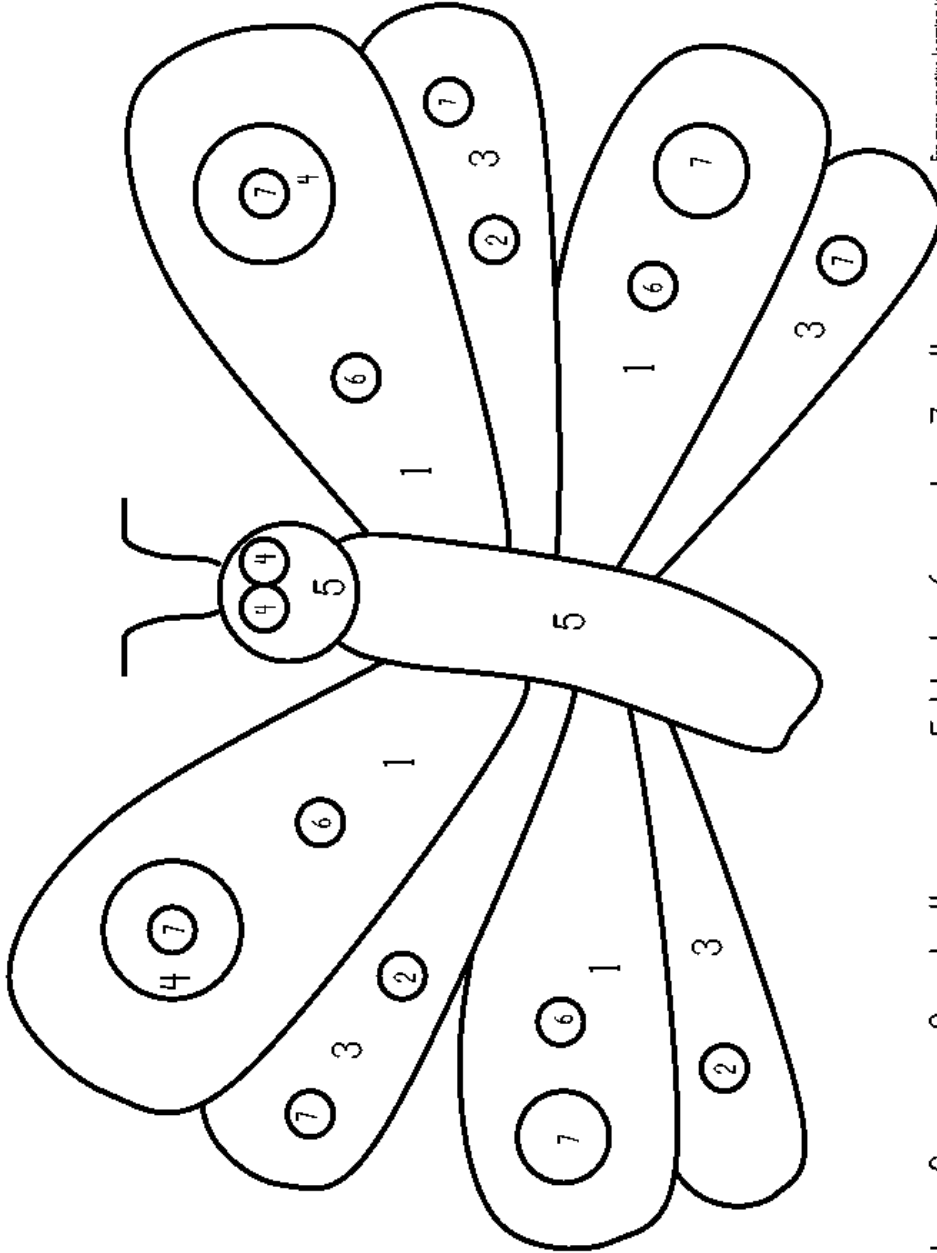


How many pears?



. ACTIVITIES.

- . Colour the butterfly.

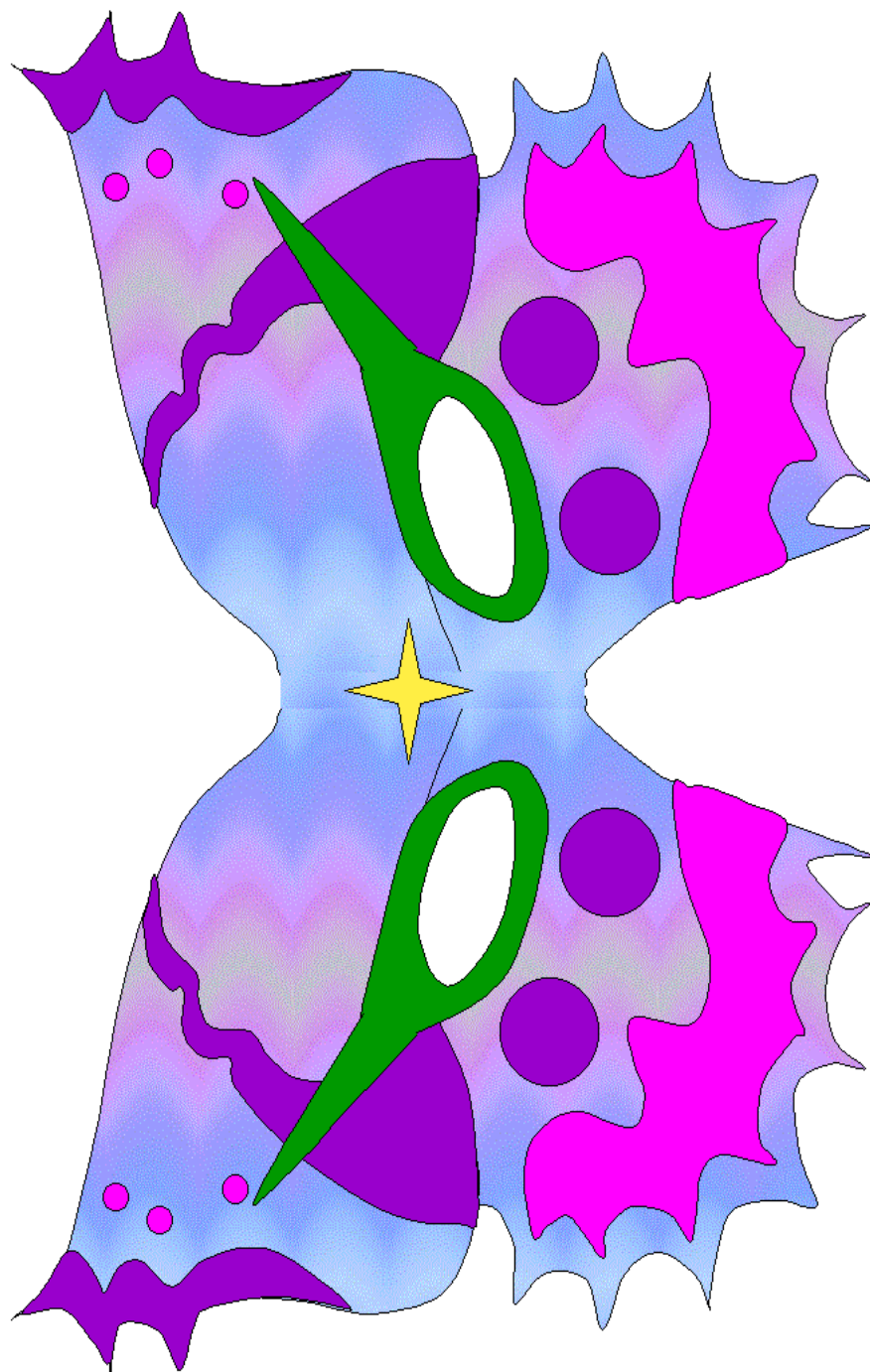


For more creative learning ideas
check out www.makinglearningfun.com

1-blue 2-green 3-red 4-orange 5-black 6-purple 7-yellow

. **ACTIVITIES.**

- . **Butterfly mask: Cut and make your own mask!!**



. SONG

. Put your little foot

Put your little foot,
Put your little foot,
Put your little foot right there.

Put your little foot,
Put your little foot,
Put your little foot right there.

Walk and walk and walk,
And walk and turn,

Walk and walk and walk,
And walk and turn.

The students will hear another version with FLY instead of WALK at the end of the show.



. SONG



.I'm Hungry!!

I'm hungry, hungry, hungry
What do you want? (x2)
I'm hungry, hungry, hungry
What do you want? (x2)
French fries, please!!
Here you are
Thank you very much.

I'm hungry, hungry, hungry
What do you want? (x2)
I'm hungry, hungry, hungry
What do you want? (x2)
French fries, please!!
Here you are
Thank you very much.

I'm hungry, hungry, hungry
What do you want? (x2)
I'm hungry, hungry, hungry
What do you want? (x2)
Pan cakes, please!!
Here you are
Thank you very much.

I'm hungry, hungry, hungry
What do you want? (x2)
I'm hungry, hungry, hungry
What do you want? (x2)
Bread, please!!
Here you are
Thank you very much.

I'm hungry, hungry, hungry
What do you want? (x2)
I'm hungry, hungry, hungry
What do you want? (x2)
Bread, please!!
Here you are
Thank you very much

I'm hungry, hungry, hungry
What do you want? (x2)
I'm hungry, hungry, hungry
What do you want? (x2)
Bread, please!!
Here you are
Thank you very much.



Thank you.



Englishtotem
English & educational services